

Navigate to NSU home page ("www.northsough.edu") and "Student Portal (RDS)"



- Publications
- Int'l Partnership
- Academic Calendar
- Newsletters
- Journals
- Catalog
- Library
- Career
- Archive
- Contact Us
- Search

- About
- Academic
- Faculty
- Admission
- NSU Online
- Alumni
- Research
- Useful Links

### NSU Online Systems

- » Faculty Portal (RDS)
- » Student Portal (RDS)
- » Parent Portal (RDS)
- » Online Admission
- » Online Degree

### Online Guidelines (Step by Step)

- » Faculty: Virtual Classroom
- » Faculty: Online Classroom
- » Students: Online Classroom
- » students: How to submit an assignment (video)
- Tutoric
- » Appl...



Graduate Admission Test - Summer 2020  
📅 31/05/2020  
» View All Notices «

DEGREE VERIFICATION

### News & Events

## Covid 19 Contribution - NSU

Covid 19 Contribution - NSU

### COVID-19 and Bangladesh

Covid-19 and Bangladesh: Analytical Reports

### NSU Brief History

NSU: A Brief History

NORTH SOUTH UNIVERSITY  
A Brief History

### Scheduled Events

- Covid-19 Impact in Bangladesh - Live Virtual Conference on 18th June  
📅 18/06/2020
- Bangabandhu National Essay Competition 2020  
📅 13/03/2020

- Undergraduate Study
- Graduate Study
- Research


# RDS Password Recovery Process

## (Freshers / Existing Students)



RDS

**NSU Portal : Login**



Username

Current Server Time: 09:29:02 AM

**Forgot your password?**




Click on "Forget Your Password" link





RDS

**Forgot Your Password ?**



Username

Next

Back

Current Server Time: 01:03:07 PM

**Enter your 7 digits student id number  
(excluding last 3 digits) for "Username" field.  
Click on "Next" button**

There are two options for  
reseting password process.



## Email (by defulat) & SMS

RDS

Welcome

2022306

Reset your password using :

Email  SMS

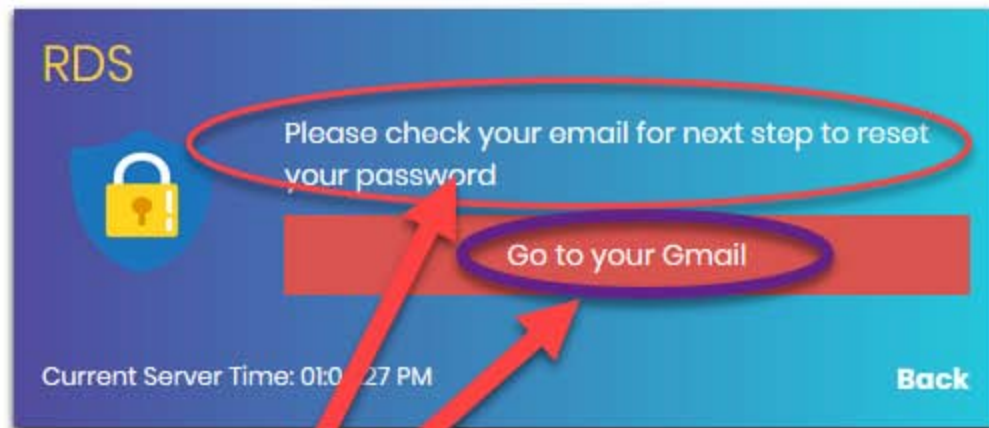
202\*\*\*\*@northsouth.edu

Next

Back

Current Server Time: 01:05:01 PM

Email option is already  
selected and click on  
"Next" button



Developed & Maintained By Office of IT, NSU

**Student is asked to check email  
(personal) for next process**

+ Compose

 **Inbox** 4

★ Starred

🕒 Snoozed


📧 Sent

📧 Drafts

⌵ More

Meet

 Start a meeting

 Join a meeting

Chat

 Wasima Labiba +



1 of 5 < > ⚙️

## NSU Password Assistance

**no-reply9@northsouth.edu**

1:04 PM (2 minutes ago)

To initiate the password reset process for your NSU Student Information System Account, click the link below:

<https://rds3.northsouth.edu/index.php/common/forgetPassword/reset/a74dfd78f4c0361ad24a489dee672172/2022306>

If clicking the link above doesn't work, please copy and paste the URL in a new browser window instead.

If you've received this mail in error, it's likely that another user entered your email address by mistake while trying to reset a password.

If you didn't initiate the request, you don't need to take any further action and can safely disregard this email.

Thank you

North South University - Student Information System

**Email received and click on the provided link**



**RDS**

**Reset Your Password:**

The new password should be :

- At least 8 characters
- Must have a capital letter and a small letter
- Must have a number

**New Password:**

.....

**Confirm New Password:**

.....

**Save**

**Back**

**Student provides new password & confirmation password for RDS (as password rules indicated above) and click on "Next" button**



RDS

Your password has been reset successfully.

**NSU Portal : Login**

Username

Current Server Time: 08:47 PM [Forgot your password?](#)

Developed & Maintained By Office of IT, NSU

**Provide 7 digits of student id  
(excluding last 3 digits) number  
as username and click on  
"Next"**





**Provide password  
(just newly reseted)**

RDS

Welcome

2022306

Password

1 4 9 4

Captcha 1494

Login

Forgot your password?

**Provide captcha  
information and click  
on "Next"**



Navigation menu with icons for Profile, Advising, Grades, Payments, Attendance, Course Drop, Degree, Online Services, Email Request, and Logout. The 'Advising' icon is highlighted in green, and the 'Email Request' button is highlighted in green. Red circles highlight the icons for Profile, Advising, Grades, Payments, Attendance, Course Drop, Degree, and Online Services.



Faculty Advisor: TBA (Room: )  
Faculty Name: To be Announced  
Email: \_\_\_\_\_

NSU Information Technology Department Helpline

The following information

can be viewed:

- Student Profile**
- Advising (Self)**
- Advising Print Slip**
- View Grades**
- Payment Status**
- Class Attendance**

The following action

can be taken:

- Course Drop**
- Degree Application**
- On line Payment**
- Services**
- Other Requests**
- Logout**